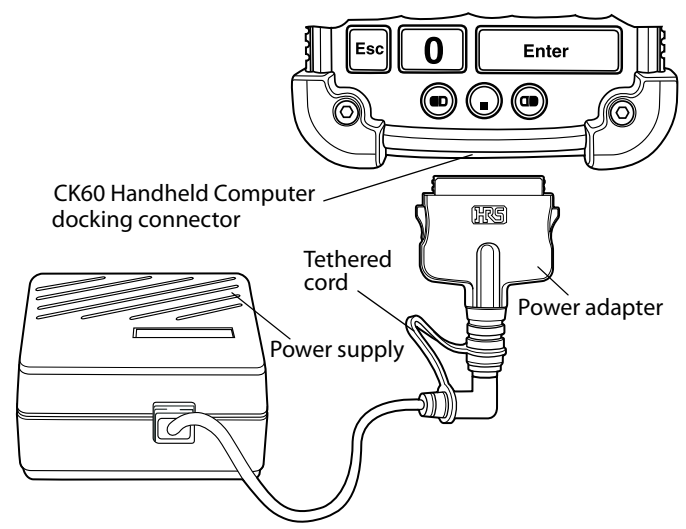




Instructions



CK60 Handheld Computer Power Adapter

Using an Intermec Power Supply p/n 851-061-004 (not included) the CK60 Handheld Computer Power Adapter allows you to charge your CK60 Handheld Computer via the docking connector.

1. Attach the tethered cord around the power supply plug to prevent loss of Adapter.
2. Connect the barrel jack into the end of the Power Adapter.
3. Attach the Power Adapter to the docking connector of your CK60 Handheld Computer.

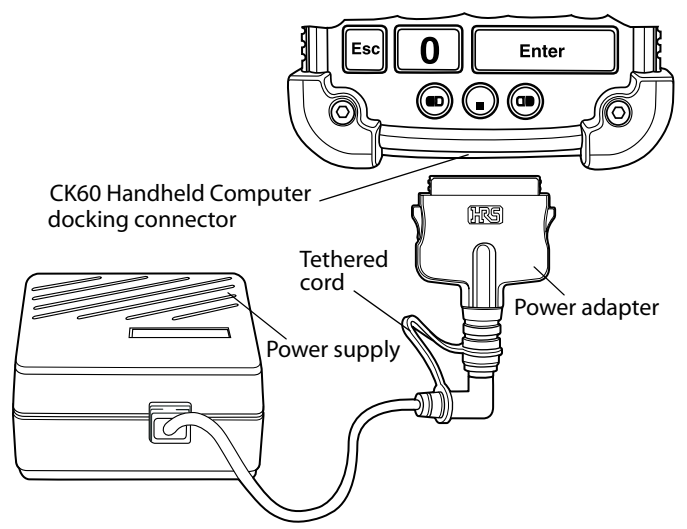
Note: The Power Supply may also be used to power CK60 Single Docks or Snap-on Adapters by disconnecting the Power Adapter. The tethered cord helps prevent loss of the Power Adapter when not in use

Intermec
Corporate Headquarters
6001 36th Avenue West
Everett, Washington 98203
U.S.A.
tel 425.348.2600
fax 425.355.9551
www.intermec.com

CK60 Handheld Computer Power Adapter Instructions
P/N 962-054-123A



Instructions



CK60 Handheld Computer Power Adapter

Using an Intermec Power Supply p/n 851-061-004 (not included) the CK60 Handheld Computer Power Adapter allows you to charge your CK60 Handheld Computer via the docking connector.

1. Attach the tethered cord around the power supply plug to prevent loss of Adapter.
2. Connect the barrel jack into the end of the Power Adapter.
3. Attach the Power Adapter to the docking connector of your CK60 Handheld Computer.

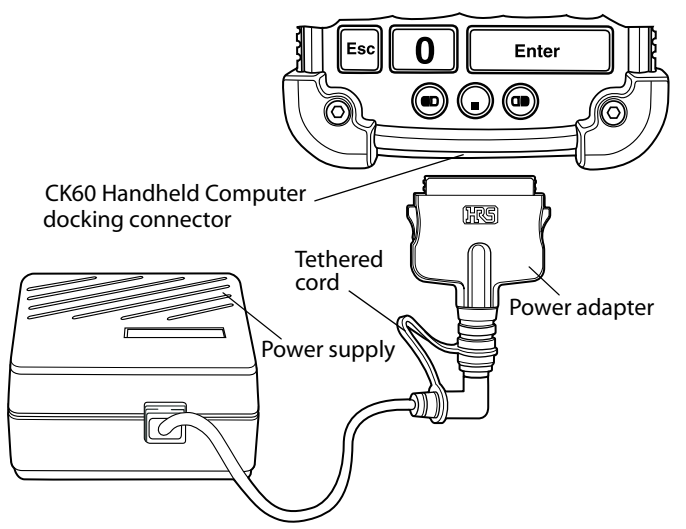
Note: The Power Supply may also be used to power CK60 Single Docks or Snap-on Adapters by disconnecting the Power Adapter. The tethered cord helps prevent loss of the Power Adapter when not in use

Intermec
Corporate Headquarters
6001 36th Avenue West
Everett, Washington 98203
U.S.A.
tel 425.348.2600
fax 425.355.9551
www.intermec.com

CK60 Handheld Computer Power Adapter Instructions
P/N 962-054-123A



Instructions



CK60 Handheld Computer Power Adapter

Using an Intermec Power Supply p/n 851-061-004 (not included) the CK60 Handheld Computer Power Adapter allows you to charge your CK60 Handheld Computer via the docking connector.

1. Attach the tethered cord around the power supply plug to prevent loss of Adapter.
2. Connect the barrel jack into the end of the Power Adapter.
3. Attach the Power Adapter to the docking connector of your CK60 Handheld Computer.

Note: The Power Supply may also be used to power CK60 Single Docks or Snap-on Adapters by disconnecting the Power Adapter. The tethered cord helps prevent loss of the Power Adapter when not in use

Intermec
Corporate Headquarters
6001 36th Avenue West
Everett, Washington 98203
U.S.A.
tel 425.348.2600
fax 425.355.9551
www.intermec.com

CK60 Handheld Computer Power Adapter Instructions
P/N 962-054-123A