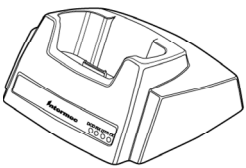




Intermec

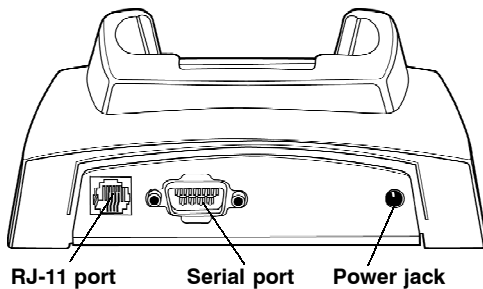
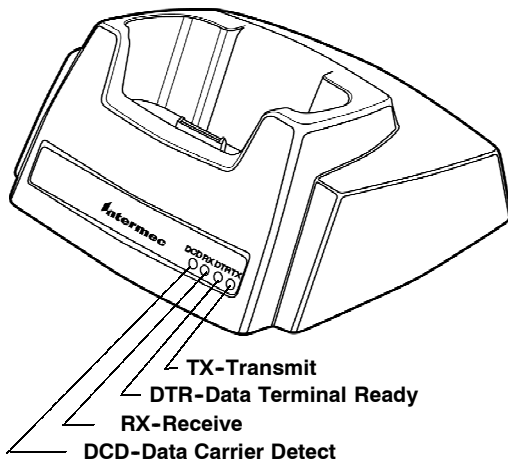


Quick
Start Guide



**700 Series
Mobile
Computer
Modem
Single Dock**

Single Modem Dock



The 9-pin Serial port (COM B) can not be used at the same time as the Modem (COM A) port. These two ports share common serial interface lines to the 700 Series Mobile Computer. The 700 Series Color Mobile Computer can switch between the two ports via a signal called A/B Switch. The modem is the default port. The 700 Series Monochrome Mobile Computer does not have A/B switching capability and can only use the modem port. Software to control the A/B switching is

included in the 700 Color Software Tools CD-ROM.

AT Commands

Default setting is AT+GCI=B5, which includes the following countries:

- ▶ Belgium, Canada, Chili, Cyprus, Denmark, Finland, France, Germany, Greece, Iceland, Ireland, Italy, Korea, Liechtenstein, Luxembourg, Netherlands, Norway, Portugal, Spain, Sweden, Switzerland, Turkey, United Kingdom, and the United States.

To alter the country code, use the following modem command string: AT+GCI=B(X)

“X” = country identification code, shown below:

- ▶ Non-Default List

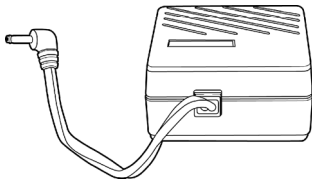
Country	ID Code
Argentina	1
Australia	9
Hungary	99
Japan	10
New Zealand	3
Poland	99
Singapore	99
Taiwan	2

Once changed, the country code change remains set to that specific country code until it is intentionally reset.

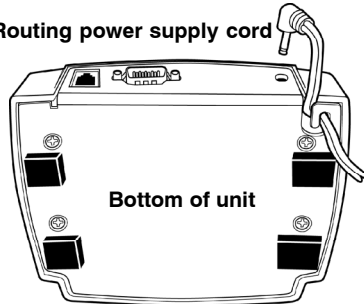
Power Supply Cord Routing

1. Remove adhesive dock feet from the box and place on bottom of dock.
2. Route power cord as shown in illustration.

Power supply



Routing power supply cord



Safety Warnings

English

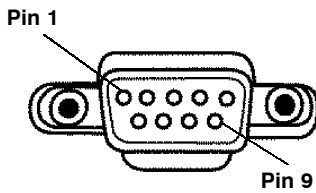
- ▶ For use only with Intermec 700 Series monochrome and color Mobile Computers.
- ▶ Use 26 AWG or larger telephone wire to reduce the risk of fire.
- ▶ Never install telephone wiring during a lightning storm.
- ▶ Never install a telephone jack in a wet location unless the jack is specifically designed for wet locations.
- ▶ Never touch uninstalled telephone wires or terminals unless the telephone line has been disconnected at the network interface.
- ▶ Use caution when installing or modifying telephone lines.
- ▶ Avoid using a telephone during an electrical storm; there is the remote risk of electrical shock.
- ▶ Do not use a telephone in the vicinity of a gas leak.

French

Consignes de sécurité

- ▶ À utiliser seulement avec les ordinateurs mobiles monochromes et couleur de la gamme Intermec Série 700.

- ▶ Utiliser un fil téléphonique de calibre 26 ou plus grand afin de réduire les risques d'incendie.
- ▶ Ne jamais installer de câblage téléphonique pendant un orage électrique.
- ▶ Ne jamais installer de prise téléphonique dans un endroit humide à moins que la prise ait été spécifiquement conçue pour être utilisée dans les endroits humides.
- ▶ Ne jamais toucher les fils de téléphone ou de l'équipement terminal non isolés à moins que la ligne téléphonique n'ait été débrancher de l'interface réseau.
- ▶ Faire preuve de prudence en installant ou en modifiant des lignes téléphoniques.
- ▶ Éviter d'utiliser un téléphone pendant un orage électrique ; il existe un faible risque de choc électrique.
- ▶ Ne pas utiliser un téléphone situé à proximité d'une fuite de gaz.



Serial Connector

**Serial 9-Pin Connector
Pin-outs for Modem Dock**

Pin Number	Signal
1	DCD
2	RxD
3	TxD
4	DTR
5	Ground
6	DSR
7	RTS
8	CTS
9	Not used

Product Warranty

We warrant that Intermec Technologies Corporation products will be free from defects in manufacturing materials and workmanship for one (1) year from date of shipment to you.

Conditions of warranty

1. Purchaser must obtain a Return Authorization (RA) number from the Intermec Service Center (1-800-755-5505) within the warranty period.
2. Purchaser will provide a written, detailed description of the defect.
3. The product must be promptly returned to the designated Intermec Service Center, freight prepaid by Purchaser.
4. Upon examination of the product, Intermec must agree that the defect exists and is covered by this warranty. Warranty repairs will be completed at the Service Center and returned to the Purchaser by prepaid surface freight.

The foregoing is a summary of the standard warranty, which shall be purchaser's sole remedy. Complete warranty details can be found in your purchase agreement or obtained from your local Intermec sales office.

In no event shall Intermec Technologies Corporation nor its suppliers be liable for any special, consequential or incidental damages.



Technologies Corporation

6001 36th Avenue West
Everett, WA 98203
www.intermec.com

© 2002 Intermec Technologies Corp.
All Rights Reserved

700 Series Color Mobile Computer Modem Dock-Quick Start Guide
June, 2002



962040007 REV A