




**Intermec**



**Quick Start  
Guide**



**751G  
Serial  
Adapter  
Module**

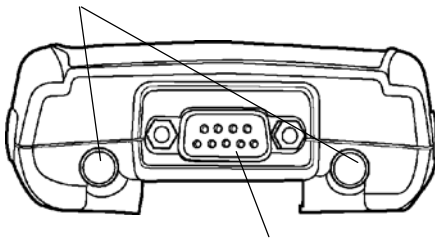
# Installing the Serial Adapter Module

The 751G Serial Adapter is designed to be used with your 751G Color Mobile Computer.

The Serial Adapter slides onto the bottom end of your 751G Color Mobile Computer and can be easily removed or attached more permanently by securing the two thumb screws into the 751G Color. You do not need to remove the Serial Adapter to access the battery pack.

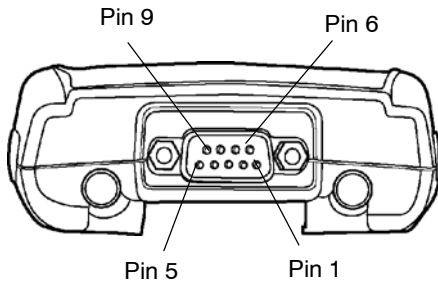


Thumb screws



DB 9-Pin connector

# Serial Connector Pin-outs



## Pin-Out Table

Pin	Signal
1	Carrier Detect
2	RXD
3	TXD
4	Button Link Power
5	GND
6	DSR
7	Button Link Power
8	CTS
9	N/C

## Specifications

Operating temperature	0°C to +50°C (+32°F to +122°F)
Storage temperature	-20°C to +60°C (-4°F to +140°F)
Electrical rating	7.4 VDC, 30 mA peak
Communications port	DB9 male, RS-232



**Corporate Headquarters**  
6001 36th Avenue West  
Everett, Washington 98203  
U.S.A.

**tel** 425.348.2600

**fax** 425.355.9551

[www.intermec.com](http://www.intermec.com)

© 2004 by Intermec Technologies Corporation. All rights reserved.

751G Serial Adapter Module Quick Start Guide September 2004



P/N: 962-032-010B