

The Intermec logo is positioned at the top left of the page. It features the word "Intermec" in a blue, sans-serif font. To the right of the text is a square icon containing a white circle with a blue dot in the center, resembling a stylized globe or a network node. The logo is partially enclosed by a light blue, abstract circular graphic that overlaps with the "Quick Start Guide" text.


Quick Start
Guide



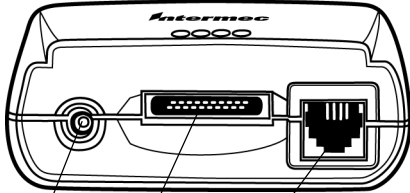
700 Series
Color
Mobile
Computer
Snap-On
Modem

Snap-On Modem

The Snap-On Modem is designed to be used as a stand alone product. It is not intended to be placed into a dock, printer, or any other device.



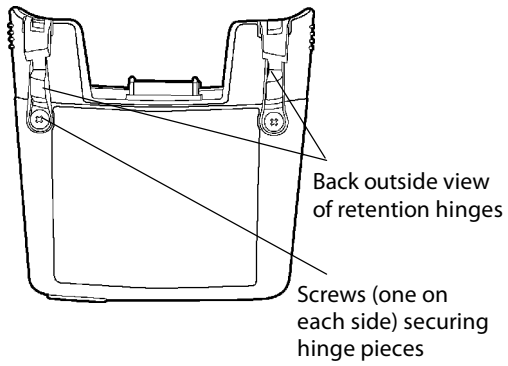
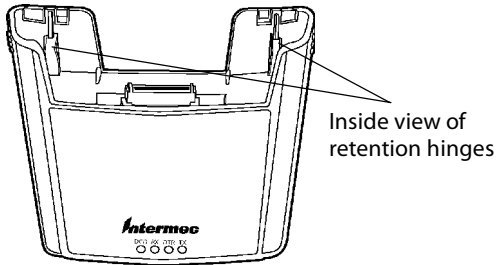
- TX-Transmit
- DTR-Data Terminal Ready
- RX-Receive
- DCD-Data Carrier Detect



- RJ-11 port for telephone line connection
- Hirose connector for use with 700 Color AC Adapter p/n 851-065-001 ONLY
- Power jack for use with 700 Monochrome AC Adapter p/n 851-060-002 ONLY

Retention Hinges

The Retention Hinges used in the Snap-On Modem case provide firm retention and are replaceable. Hinges are easily installed and are available in a replacement kit. Contact your Intermec representative for details.



AT Commands

Default setting is AT+GCI=B5, which includes the following countries:

- Belgium, Canada, Chili, Cyprus, Denmark, Finland, France, Germany, Greece, Iceland, Ireland, Italy, Korea, Liechtenstein, Luxembourg, Netherlands, Norway, Portugal, Spain, Sweden, Switzerland, Turkey, United Kingdom, and the United States.

To alter the country code, use the following modem command string: AT+GCI="xx"

"xx" = country identification code, shown below:

- Non-Default List

| Country | ID Code |
|--------------|---------|
| Argentina | 1 |
| Australia | 9 |
| Hungary | 99 |
| Japan | 00 |
| New Zealand | 3 |
| Poland | 99 |
| Singapore | 99 |
| Taiwan | 2 |
| Hong Kong | 99 |
| Philippines | 99 |
| Mexico | B5 |
| South Africa | 9F |

Once changed, the country code change remains set to that specific country code until it is intentionally reset.

Safety Warnings

- Use this product only with Intermec 700 Series mono and color Mobile Computers.
- Use 26 AWG or larger telephone wire to reduce the risk of fire.
- Never install telephone wiring during a lightning storm.
- Never install a telephone jack in a wet location unless the jack is specifically designed for wet locations.
- Never touch uninstalled telephone wires or terminals unless the telephone line has been disconnected at the network interface.
- Use caution when installing or modifying telephone lines.
- Avoid using a telephone during an electrical storm; there is the remote risk of electrical shock.
- Do not use a telephone in the vicinity of a gas leak.

Global Services and Support

Web Support

Visit the Intermec web site at <http://www.intermec.com> to download many of our current manuals in PDF format. To order printed versions of the Intermec manuals, contact your local Intermec representative or distributor.

Visit the Intermec technical knowledge base (Knowledge Central) at <http://intermec.custhelp.com> to review technical information or to request technical support for your Intermec product.

Telephone Support

These services are available from Intermecc Technologies Corporation.

| Service | Description | Call 1-800-755-5505 and choose this option |
|--|--|---|
| Factory Repair and On-site Repair | Request a return authorization number for authorized service center repair, or request an on-site repair technician. | 1 |
| Technical Support | Get technical support on your Intermecc product. | 2 |
| Service Contract Status | Inquire about an existing contract, renew a contract, or ask invoicing questions. | 3 |
| Schedule Site Surveys or Installations | Schedule a site survey, or request a product or system installation. | 4 |
| Ordering Products | Talk to sales administration, place an order, or check the status of your order. | 5 |

Product Warranty

We warrant that Intermecc Technologies Corporation products will be free from defects in manufacturing materials and workmanship for one (1) year from date of shipment to you.

Conditions of warranty

- 1 Purchaser must obtain a Return Authorization (RA) number from the Intermecc Service Center (1-800-755-5505) within the warranty period.
- 2 Purchaser will provide a written, detailed description of the defect.
- 3 The product must be promptly returned to the designated Intermecc Service Center, freight prepaid by Purchaser.
- 4 Upon examination of the product, Intermecc must agree that the defect exists and is covered by this warranty. Warranty repairs will be completed at the Service Center and returned to the Purchaser by prepaid surface freight.

The foregoing is a summary of the standard warranty, which shall be purchaser's sole remedy.

Complete warranty details can be found in your purchase agreement or obtained from your local Intermecc sales office.

In no event shall Intermecc Technologies Corporation nor its suppliers be liable for any special, consequential or incidental damages.



Corporate Headquarters

6001 36th Avenue West
Everett, Washington 98203

tel 425.348.2600

fax 425.355.9551

www.intermec.com

700 Color Mobile Computer Snap-On Modem Quick Start Guide

May 2003



962031003D