



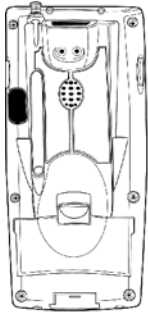
**Installation
Instructions**

**700 Series
Color Mobile
Computer
Tethered Stylus**

Stylus Kit (part number: 203-640-001)

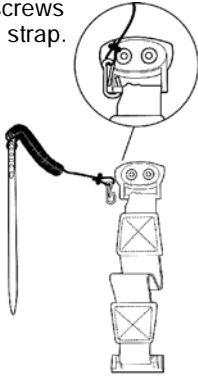
1

Remove the screws from the hand strap.



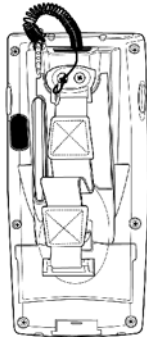
2

Install the clip on to the hand strap bracket.



3

Reinstall the screws securing the hand strap to the case.



IMPORTANT

Do not over tighten the screws in the hand strap bracket.

Intermec
Technologies Corporation

6001 36th Avenue West
Everett, WA 98203
www.intermec.com

© 2002 Intermec Technologies Corp.
All Rights Reserved

700 Series Color Mobile Computer Stylus Installation Instructions, February, 2003



962000020 REV A