

CN30 14-Key Module

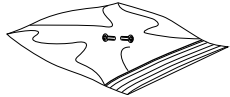
The Intermec® CN30 14-Key Module is a component of an ergonomically designed mobile computer.

After you remove the CN30 14-Key Module from its shipping box, save the box and packing material in case you need to ship or store the device.

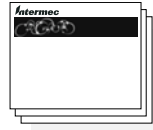
The CN30 shipping box should contain these items:



14-Key Module



Screws



Documentation

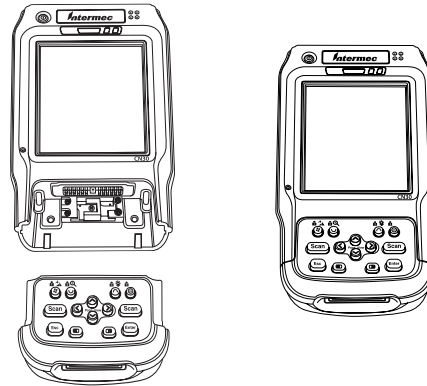
Charging the 14-Key Module

Charge the 14-key module in an approved Intermec dock or quad charger before use. Allow approximately 4 hours for the batteries to fully charge.

Note: The battery is internal and cannot be removed.

CN30 14-Key Module

To Attach the 14-Key Module to the Console



Line up the module with the console and slide them together until you hear the latch click.

For added security, use the two Phillips screws supplied in the box. Insert the two screws into the console and tighten.

For More Information

Go to the Intermec web site at www.intermec.com to find the manuals in PDF format. If you experience any problems, please visit our product support web site at intermec.custhelp.com to search for product specific information.

To order accessories and printed documentation, contact your local Intermec sales representative.

CN30 14-Key Module Quickstart Guide



P/N 943-035-001



Corporate Headquarters

6001 36th Avenue West
Everett, Washington 98203 U.S.A.

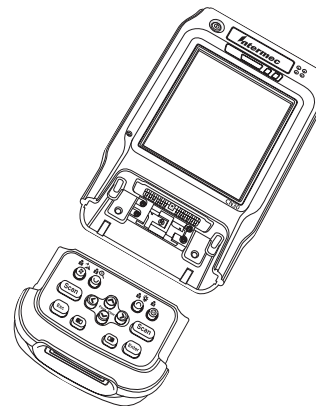
tel 425.348.2600

www.intermec.com

© 2005 Intermec Technologies Corporation. All rights reserved.



Quick Start Guide



CN30 Model AK1 14-Key Module