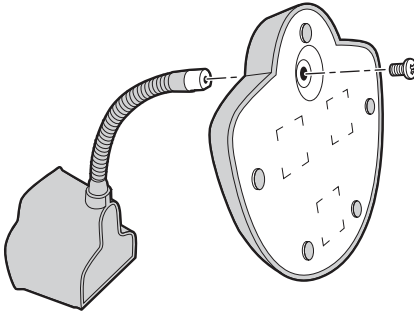


Hands-Free Stand Instructions

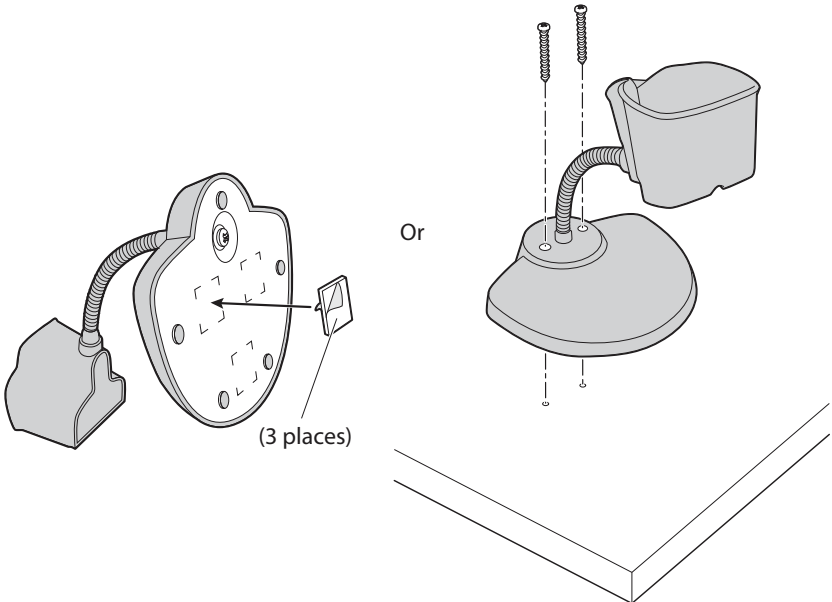
The SR30 hands-free stand (P/N 203-845-xxx) provides you with a convenient way to store the SR30 Handheld Scanner when you are not using it or scan items without having to hold your scanner. The hands-free stand ships with everything you need to install the stand.

To install and use the hands-free stand


- 1 Attach the stand to the base with the screw that ships with the stand.



- 2 (Optional) Attach the hands-free stand to a surface with the three pieces of adhesive foam or two drywall screws that ship with the stand.



3 Insert the SR30 into the stand.



4 (Optional) Configure the Trigger Mode command to allow you to scan bar codes without holding your SR30. For help, see EasySet version 5.4.4.0 or later. The latest version of EasySet is available at no charge from the Intermec web site at www.intermec.com.



Worldwide Headquarters
6001 36th Avenue West
Everett, Washington 98203
U.S.A.

tel 425.348.2600

fax 425.355.9551

www.intermec.com

© 2007 Intermec Technologies
Corporation. All rights reserved.

SR30 Hands-Free Stand Instructions



P/N 943-137-001