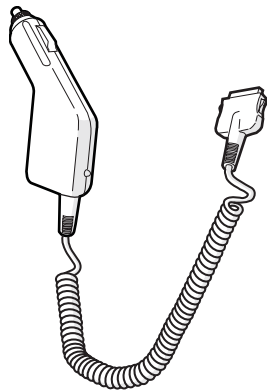




Intermec



Instructions
说明



CN2
Vehicle Adapter
车载适配器

Contents

CN2 Vehicle Adapter Instructions	3
CN2 型车载适配器说明	6

CN2 Vehicle Adapter Instructions

IMPORTANT SAFETY INSTRUCTIONS

- 1 **SAVE THESE INSTRUCTIONS.** This manual contains important safety and operating instructions for the Model AE6 battery adapter.
- 2 Before using battery adapter, read all instructions and cautionary markings on battery adapter, battery, and product using battery.
- 3 **CAUTION:** To reduce risk of injury, charge only Intermec Model 074201 rechargeable batteries used with Intermec Models CN2 and CN2B. Other types of batteries may burst causing injury to persons, and damage.
- 4 Do not expose battery adapter to rain, moisture, or snow.
- 5 Use of an attachment not recommended or sold by the battery adapter manufacturer may result in a risk of fire, electric shock, or injury to persons.
- 6 To reduce risk of damage to cigarette lighter connector and cord, pull by cigarette lighter connector rather than cord when disconnecting battery adapter.
- 7 Make sure that cord is located so that it will not be stepped on, tripped over, or otherwise subjected to damage or stress.
- 8 Do not operate battery adapter with damaged cord or cigarette lighter connector; replace it immediately.
- 9 Do not operate battery adapter if it has received a sharp blow, been dropped or otherwise damaged in any way; take it to a qualified service person.
- 10 Do not disassemble battery adapter; take it to a qualified service person when service or repair is required. Incorrect reassembly may result in a risk of electric shock or fire.
- 11 To reduce risk of electric shock, unplug battery adapter before attempting any maintenance or cleaning.
- 12 Internal voltage regulation within the CN2 and CN2B limits the voltage supplied to charge the Model 074201 battery. Do not charge batteries in a modified or damaged CN2 or CN2B, doing so may result in risk of battery explosion or fire.

MAINTENANCE INSTRUCTIONS

Disconnect before cleaning. Do not immerse. Do not disassemble. All other servicing should be performed by qualified service personnel.

OPERATING INSTRUCTIONS

This device allows you to power and charge your CN2 with your vehicle battery. However, before using the CN2 Vehicle Adapter, make sure that the unit is installed as shown on page 5 before use.



Note: The CN2 Vehicle Adapter uses an internally resettable fuse.

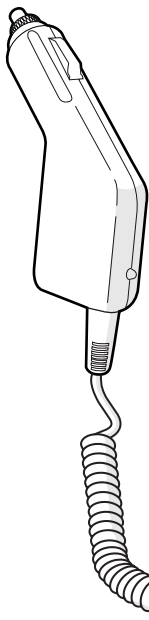


Caution

Risk of fire. Do not replace any vehicle fuse with a rating higher than recommended by the vehicle manufacturer. This product is rated to draw a maximum of 2 amperes from a 12 to 24 V vehicle outlet. Ensure that the electrical system in your vehicle can supply this product without causing the vehicle fusing to open. This can be determined by making sure the fuse in the vehicle which protects the outlet is rated higher than 2 amperes. Information on the vehicle fuse ratings is typically found in the vehicle operator's manual.

INSTALLING THE BATTERY ADAPTER

Connect to vehicle
cigarette lighter



Connect to CN2



CN2 型车载适配器说明

重要安全说明

- 1 保存这些说明。本手册包含关于 AE6 型电池适配器重要的安全和操作说明。
- 2 使用电池适配器之前，请先阅读关于电池适配器、电池以及使用该电池的产品上的所有说明和警告标记。
- 3 **注意：**为了降低伤害风险，请仅将 Intermec 074201 型可充电电池与 Intermec CN2 型和 CN2B 型配套使用。使用其他型号的电池可能会发生爆炸，从而造成人身伤害或损害。
- 4 请勿将电池适配器暴露在雨雪或潮湿的环境中。
- 5 如果使用电池适配器制造商推荐或出售的配件之外的配件，可能会导致火灾、电击或人身伤害的风险。
- 6 为了降低点烟器插头和线缆损坏的风险，当断开电池适配器时，请握住点烟器插头而不是线缆向外拔出。
- 7 请确保妥善安置线缆，以避免踩踏、绊倒、重压或其他易于损坏的情况发生。
- 8 请勿将电池适配器与损坏的线缆或点烟器插头连接；这些部件一旦损坏，应立即更换。
- 9 如果电池适配器受到重击、跌落或其他任何方式的损坏，请勿使用；将其交给合格的维修人员。
- 10 请勿拆卸电池适配器；如果需要维修或修理，请将其交给合格的维修人员。不正确的拆卸可能会导致电击或火灾的风险。
- 11 为了降低电击的风险，请在尝试进行任何维护或清洁之前拔下电池适配器。
- 12 CN2 和 CN2B 的内部电压调整限制了 074201 型电池的充电电压。请勿使用改装或损坏的 CN2 或 CN2B 为电池充电，否则可能导致电池爆炸或火灾的风险。

维护说明

请在清洁之前断开连接。请勿浸入洗涤液中。请勿拆卸。所有其他维修操作均应由合格的维修人员进行。

操作说明

该设备允许您通过车载电池为 CN2 供电或充电。但在使用 CN2 型车载适配器之前，请确保设备已按照第 8 页上“使用之前”所示的步骤进行安装。



注：该 CN2 型车载适配器使用的是内置自恢复保险丝。

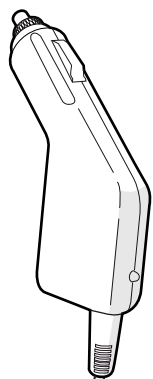


注意

火灾风险。请勿将任何车辆保险丝更换为高于车载设备制造商建议额定值的保险丝。该产品应通过 **12 到 24 V** 的车载插座供电，最大额定电流为 **2 A**。请确保您的车载电子系统可以为该产品供电，且不会熔断车辆保险丝。要做到这一点，只需确保保护插座的车载保险丝的额定电流高于 **2 A** 即可。车辆操作员手册中通常提供车辆保险丝额定值的相关信息。

安装电池适配器

连接至车载点烟器



连接至 CN2





Worldwide Headquarters
6001 36th Avenue West
Everett, Washington 98203
U.S.A.

tel 425.348.2600

fax 425.355.9551

www.intermec.com

© 2006 Intermec Technologies
Corporation. All rights reserved.

CN2 Vehicle Adapter Instructions



P/N 943-039-001