

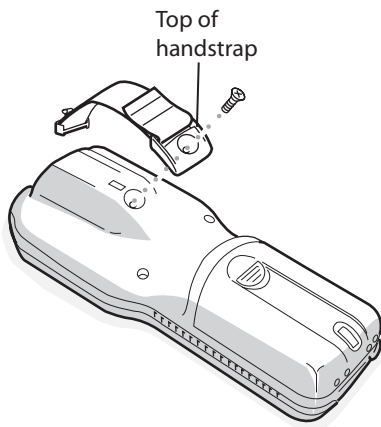


## AL2 Handstrap Instructions

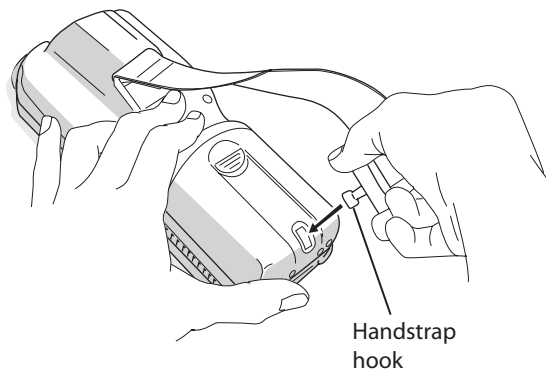
The AL2 handstrap provides you with a convenient way to help hold the CK30 Handheld Computer. When you use the CK30 for an extended period of time, the handstrap helps relieve hand stress. To use the handstrap, simply place your hand under the elastic band and grasp the computer.

### To attach the AL2 handstrap

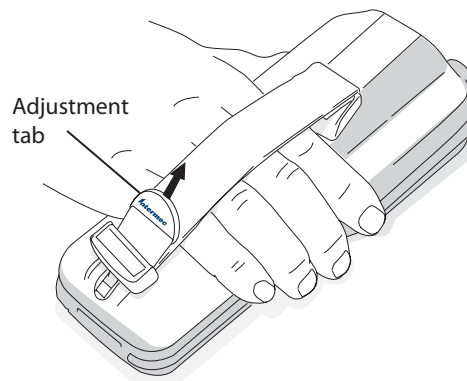
- 1 Using the screw that came with the handstrap, attach the top of the handstrap to the back of the CK30.



- 2 Insert the handstrap hook, and rotate 90°.



- 3 Pull on the adjustment tab to adjust the handstrap to fit snugly against the back of your hand.



You will need to unhook the bottom of the handstrap to remove and install the AB1 battery.

**Intermec**

*Technologies Corporation*

6001 36th Avenue West  
Everett, WA 98203  
U.S.A.

[www.intermec.com](http://www.intermec.com)

© 2003 Intermec Technologies Corp.  
All Rights Reserved

AL2 Handstrap Instructions



P/N 073501-001